



Results Summary

Show All Pages and Questions

Export...

View Detail >>

Filter Results

To analyze a subset of your data, you can create one or more filters.

Add Filter...

Total: 62

Visible: 62

Share Results

Your results can be shared with others, without giving access to your account.

Configure...

Status: Enabled

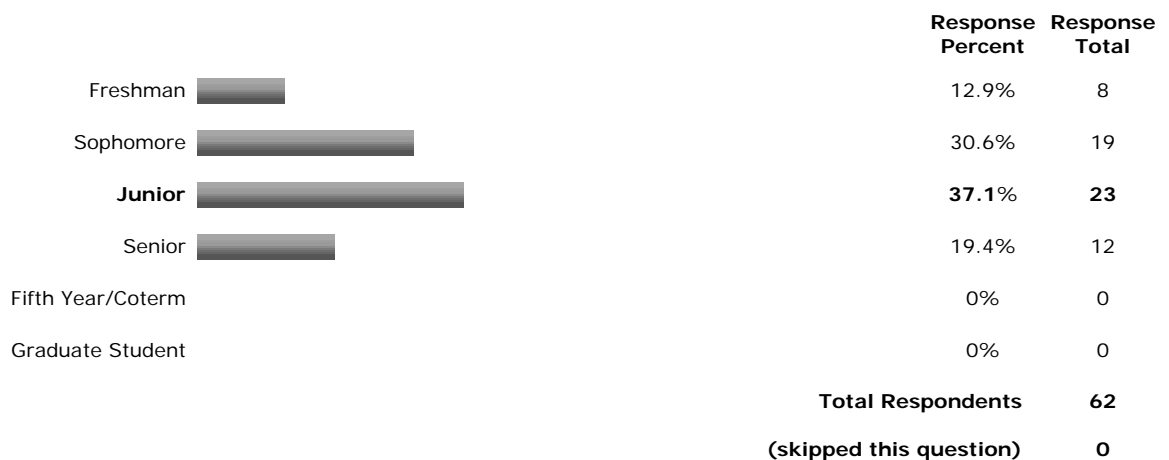
Reports: Summary and Detail

1. Untitled Page

1. What is your gender?



2. What year are you?



3. On average, how much do you have of the following...

	Negative	None	A little	Some	A fair amount	A lot	Response Average
Free Time	3% (2)	6% (4)	42% (26)	34% (21)	13% (8)	2% (1)	3.52
Extra Energy	2% (1)	11% (7)	44% (27)	25% (15)	16% (10)	2% (1)	3.48
Total Respondents							62

(skipped this question) 0

4. What are your perceptions of the average Stanford girls & guys (please answer each question regardless of your gender)...

	Not at all	A little	Some	A fair amount	Very much so	Response Average
Girls as Passive	11% (7)	23% (14)	35% (22)	27% (17)	3% (2)	2.89
Guys as Passive	3% (2)	13% (8)	39% (24)	32% (20)	13% (8)	3.39
Girls as Attractive	0% (0)	11% (7)	24% (15)	48% (30)	16% (10)	3.69
Guys as Attractive	2% (1)	13% (8)	34% (21)	47% (29)	5% (3)	3.40
Girls as Assertive	5% (3)	25% (15)	34% (21)	31% (19)	5% (3)	3.07
Guys as Assertive	10% (6)	26% (16)	39% (24)	21% (13)	5% (3)	2.85
Girls as Intimidating	24% (15)	23% (14)	32% (20)	13% (8)	8% (5)	2.58
Guys as Intimidating	29% (18)	21% (13)	35% (22)	13% (8)	2% (1)	2.37
Total Respondents						62
(skipped this question)						0

5. How many times a month do you do the following...(please use your own personal definitions of the terms)



	Never	1-2	3-4	5-7	8+	Response Average
Meet someone you are interested in while at Stanford	15% (9)	56% (34)	20% (12)	8% (5)	2% (1)	2.26
Meet someone you are interested in while at home	40% (25)	35% (22)	19% (12)	3% (2)	2% (1)	1.90
Hookup with someone while at Stanford	59% (36)	31% (19)	2% (1)	3% (2)	5% (3)	1.64
Hookup with someone while at home	58% (35)	30% (18)	5% (3)	2% (1)	5% (3)	1.65
Date someone while at Stanford	61% (38)	32% (20)	5% (3)	0% (0)	2% (1)	1.48
Date someone while at home	50% (31)	32% (20)	11% (7)	3% (2)	3% (2)	1.77
Total Respondents						62
(skipped this question)						0

6. After you meet someone how often do you do the following on average...

	Never	Sometimes	Half the time	Most of the time	Everytime	Response Average
Nothing	7% (4)	28% (17)	18% (11)	27% (16)	20% (12)	3.25
Nothing, but hope for a 2nd chance run-in	8% (5)	27% (16)	23% (14)	23% (14)	18% (11)	3.17
Befriend on Facebook	23% (14)	42% (25)	17% (10)	12% (7)	7% (4)	2.37
Email, IM, or Facebook Message	43% (26)	35% (21)	7% (4)	15% (9)	0% (0)	1.93
Arrange a future meeting	38% (23)	47% (28)	8% (5)	7% (4)	0% (0)	1.83
Ask for his/her phone number	58% (35)	27% (16)	7% (4)	8% (5)	0% (0)	1.65
Arrange future date	57% (34)	35% (21)	3% (2)	5% (3)	0% (0)	1.57
Total Respondents						60

(skipped this question) 2

7. If an average Stanford guy/girl asks you to have coffee or lunch after conversing for a few minutes, would you accept? Why or why not?

		Response Percent	Response Total
View	Yes because 	87.7%	50
View	No because 	22.8%	13
Total Respondents			57
(skipped this question)			5

[SurveyMonkey is Hiring!](#) | [Privacy Statement](#) | [Contact Us](#) | [Logout](#)

Copyright ©1999-2006 SurveyMonkey.com. All Rights Reserved.
No portion of this site may be copied without the express written consent of SurveyMonkey.com.