



Results Summary

Show All Pages and Questions

Export...

View Detail >>

Filter Results

To analyze a subset of your data, you can create one or more filters.

Add Filter...

Total: 73

Visible: 73

Share Results

Your results can be shared with others, without giving access to your account.

Configure...

Status: Enabled

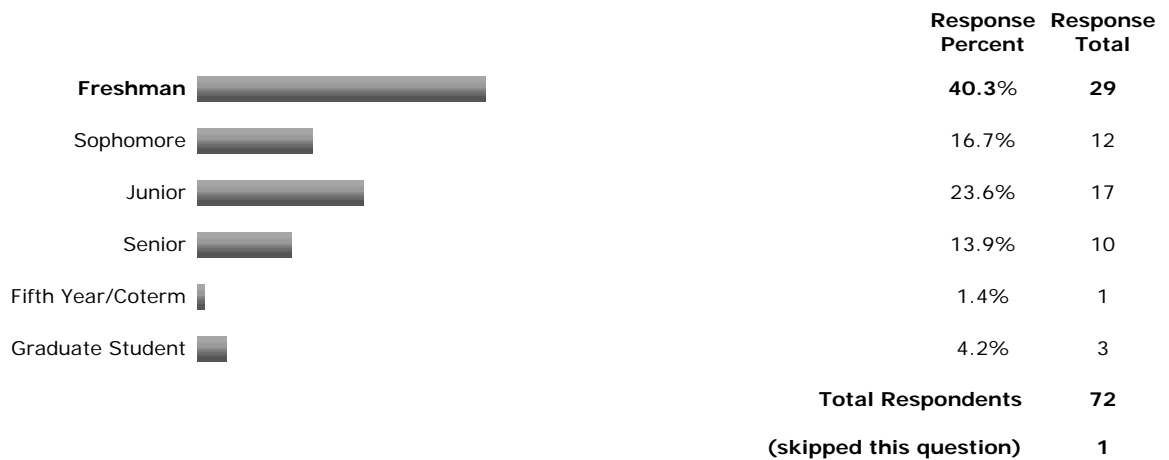
Reports: Summary and Detail

1. Untitled Page

1. What is your gender?



2. What year are you?



3. On average, how much do you have of the following...

	Negative	None	A little	Some	A fair amount	A lot	Response Average
Free Time	1% (1)	14% (10)	29% (21)	33% (24)	19% (14)	3% (2)	3.64
Extra Energy	1% (1)	4% (3)	32% (23)	42% (30)	19% (14)	1% (1)	3.78
Total Respondents							72

(skipped this question)

1

4. What are your perceptions of the average Stanford girls & guys (please answer each question regardless of your gender)...

	Not at all	A little	Some	A fair amount	Very much so	Response Average
Girls as Passive	8% (6)	17% (12)	44% (31)	23% (16)	8% (6)	3.06
Guys as Passive	7% (5)	14% (10)	44% (31)	30% (21)	4% (3)	3.10
Girls as Attractive	3% (2)	20% (14)	43% (30)	30% (21)	4% (3)	3.13
Guys as Attractive	3% (2)	9% (6)	46% (32)	40% (28)	3% (2)	3.31
Girls as Assertive	6% (4)	17% (12)	49% (34)	27% (19)	1% (1)	3.01
Guys as Assertive	1% (1)	21% (15)	59% (41)	17% (12)	1% (1)	2.96
Girls as Intimidating	11% (8)	33% (23)	39% (27)	16% (11)	1% (1)	2.63
Guys as Intimidating	11% (8)	40% (28)	37% (26)	11% (8)	0% (0)	2.49
Total Respondents						71
(skipped this question)						2

5. How many times a month do you do the following...(please use your own personal definitions of the terms)



	Never	1-2	3-4	5-7	8+	Response Average
Meet someone you are interested in while at Stanford	13% (9)	70% (48)	14% (10)	3% (2)	0% (0)	2.07
Meet someone you are interested in while at home	46% (31)	40% (27)	12% (8)	0% (0)	3% (2)	1.75
Hookup with someone while at Stanford	49% (34)	36% (25)	4% (3)	1% (1)	9% (6)	1.84
Hookup with someone while at home	66% (45)	25% (17)	1% (1)	1% (1)	6% (4)	1.56
Date someone while at Stanford	43% (30)	33% (23)	3% (2)	3% (2)	17% (12)	2.17
Date someone while at home	57% (39)	28% (19)	3% (2)	1% (1)	10% (7)	1.79
Total Respondents						70
(skipped this question)						3

6. After you meet someone how often do you do the following on average...

	Never	Sometimes	Half the time	Most of the time	Everytime	Response Average
Nothing	8% (5)	42% (28)	18% (12)	27% (18)	5% (3)	2.79
Nothing, but hope for a 2nd chance run-in	8% (5)	32% (21)	27% (18)	30% (20)	3% (2)	2.89
Befriend on Facebook	18% (12)	35% (23)	23% (15)	18% (12)	6% (4)	2.59
Email, IM, or Facebook Message	31% (21)	45% (30)	13% (9)	10% (7)	0% (0)	2.03
Arrange a future meeting	29% (19)	58% (38)	9% (6)	5% (3)	0% (0)	1.89
Ask for his/her phone number	51% (34)	33% (22)	9% (6)	6% (4)	1% (1)	1.75
Arrange a future date	42% (28)	45% (30)	9% (6)	3% (2)	0% (0)	1.73
Total Respondents						67

(skipped this question) 6

7. If an average Stanford guy/girl asks you to have coffee or lunch after conversing for a few minutes, would you accept? Why or why not?

		Response Percent	Response Total
View	Yes because 	78%	46
View	No because 	28.8%	17
Total Respondents			59
(skipped this question)			14

[SurveyMonkey is Hiring!](#) | [Privacy Statement](#) | [Contact Us](#) | [Logout](#)

Copyright ©1999-2006 SurveyMonkey.com. All Rights Reserved.
No portion of this site may be copied without the express written consent of SurveyMonkey.com.